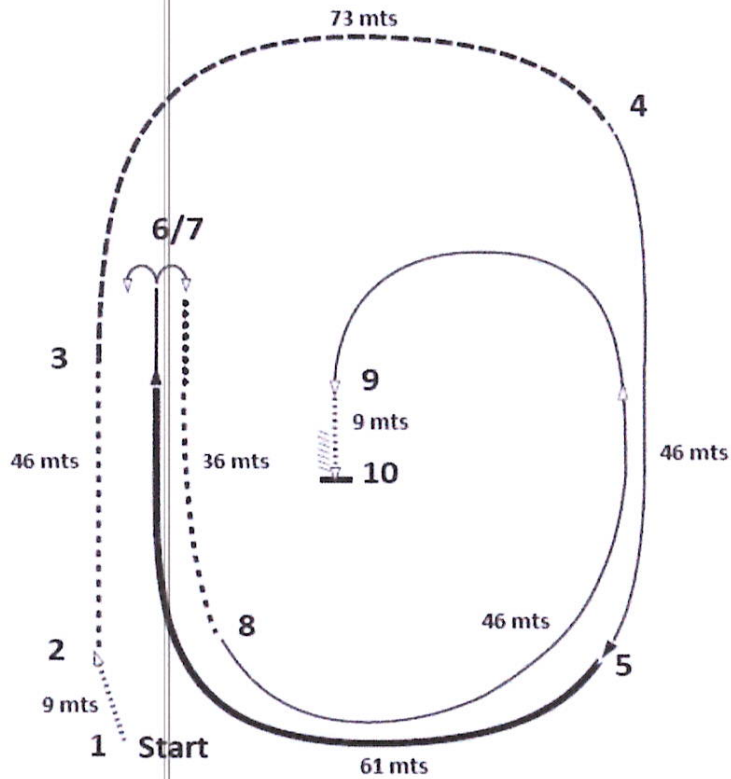


VERSATILITY RANCH PLEASURE Pattern 3

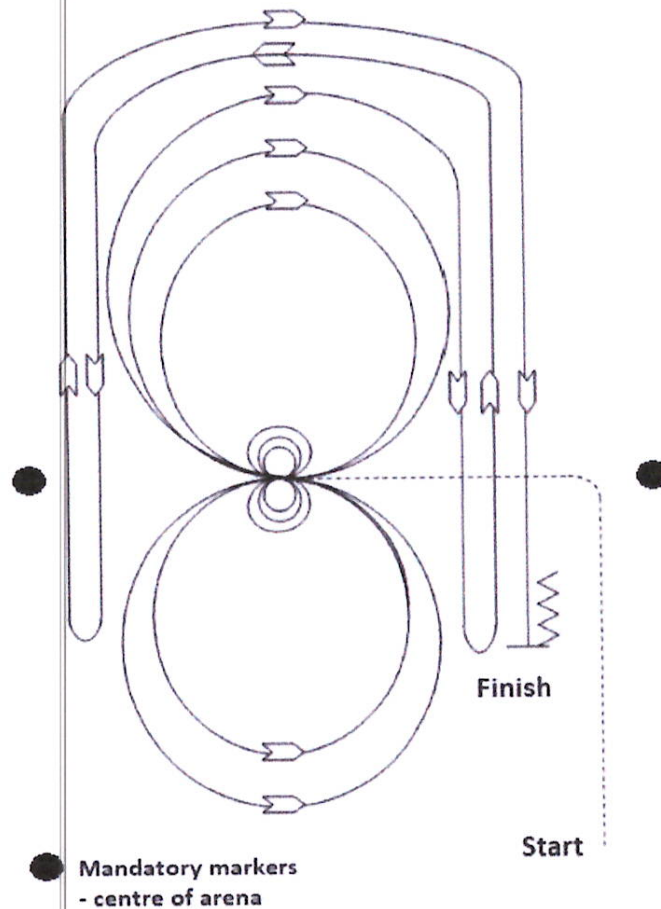


- Walk
- Ext. Walk
- Trot
- Ext. Trot
- Lope
- Ext. Lope
- //// Back

The above measurements are suggested and markers are optional

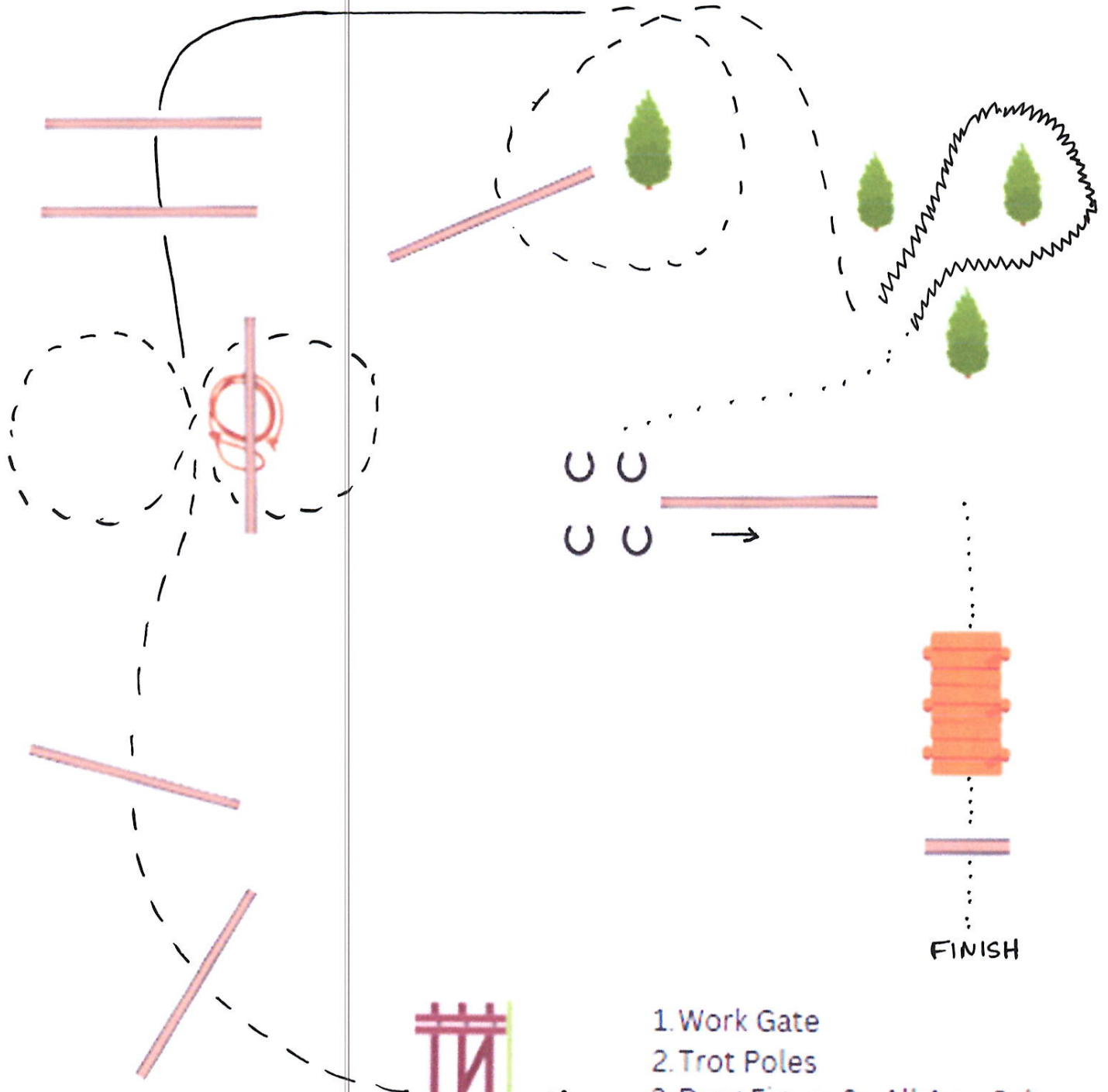
1. Walk from 1 to 2
2. Trot from 2 to 3
3. Extend trot from 3 to 4
4. Lope on right lead 4 to 5
5. Extend lope from 5 to 6 (collect lope before stopping)
6. Stop at 6 and reverse either direction
7. Trot from 7 to 8
8. Lope on left lead from 8 until even with 9, turn towards middle of arena and continue on left lead to 9
9. Walk from 9 to 10
10. Stop at 10 and back approximately one (1) horse length

VERSATILITY RANCH REINING Pattern 1



- Ride pattern as follows: Trot to centre of arena and stop.
1. Complete three (3) spins in one direction. Hesitate
 2. Complete three (3) spins in the opposite direction. Hesitate
 3. Beginning on right lead, complete two (2) large fast circles to the right. Change leads at centre of arena
 4. Complete two (2) large fast circles to the left. Change leads at centre of arena
 5. Begin a large circle to the right but do not close this circle. Run down right side of arena past centre marker and do a left rollback at least 6 m from the wall, no hesitation
 6. Continue back around the previous circle but do not close this circle. Run down left side of arena past centre marker and do a right rollback at least 6 m from wall, no hesitation
 7. Continue back around previous circle, but do not close this circle. Run down right side of arena past centre marker and do a sliding stop at least 6 m from the wall. Back up at least 3 m. Hesitate to show completion of pattern

2024 NEQHA
 23 November 2024
 RANCH TRAIL



1. Work Gate
2. Trot Poles
3. Drag Figure 8 - All Age, Select, Amateur - others trot Figure 8
4. Lope Right Lead over poles
5. Trot around tree and over pole
6. Back look around tree
7. Sidepass left over pole
8. Walk over bridge and pole

* Led Horses walk/trot only
 EWD

Yee how!