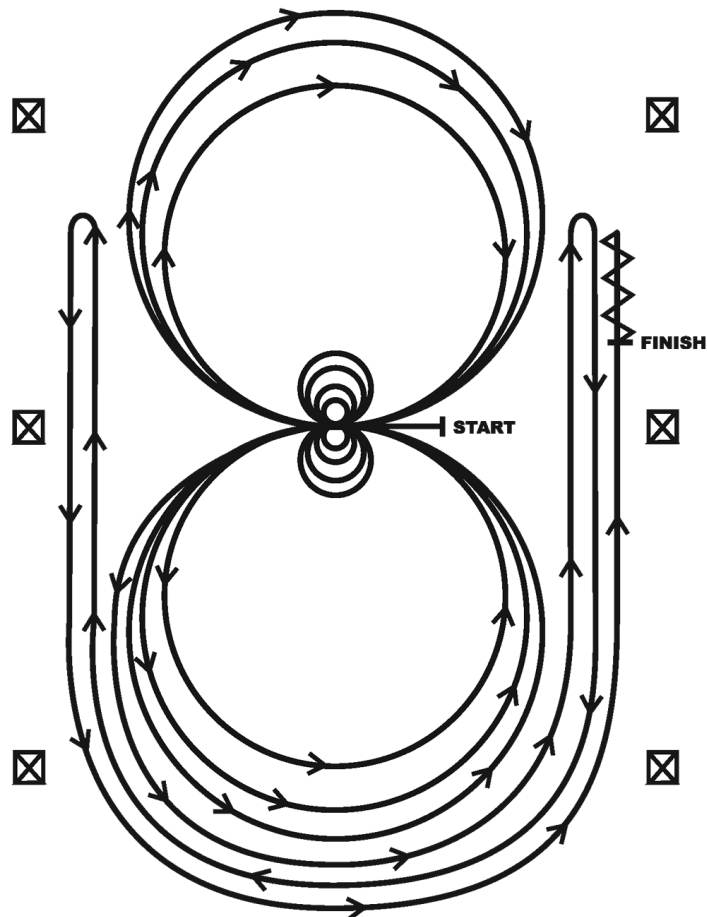


2024 NEQHA

Reining (All Classes)

Show Date: 24 November 2024

REINING PATTERN 6



Horses may walk or jog to the center of arena. Horses must walk or stop prior to starting pattern. Beginning at the center of the arena facing the left wall or fence.

1. Complete four spins to the right. Hesitate.
2. Complete four spins to the left. Hesitate.
3. Beginning on the left lead, complete three circles to the left: the first two circles large and fast; the third circle small and slow. Change leads at the center of the arena.
4. Complete three circles to the right: the first two circles large and fast; the third circle small and slow. Change leads at the center of the arena.
5. Begin a large circle to the left but do not close this circle. Run up the right side of the arena past the center marker and do a right rollback at least twenty feet (six meters) from the wall or fence—no hesitation.
6. Continue back around previous circle but do not close this circle. Run up the left side of the arena past the center marker and do a left rollback at least twenty feet (six meters) from the wall or fence—no hesitation.
7. Continue back around previous circle but do not close this circle. Run up the right side of the arena past the center marker and do a sliding stop at least twenty feet (six meters) from the wall or fence. Back up at least ten feet (three meters). Hesitate to demonstrate the completion of the pattern.

[R/AQHAP-6]

Pattern Provided by:

Debra Howes

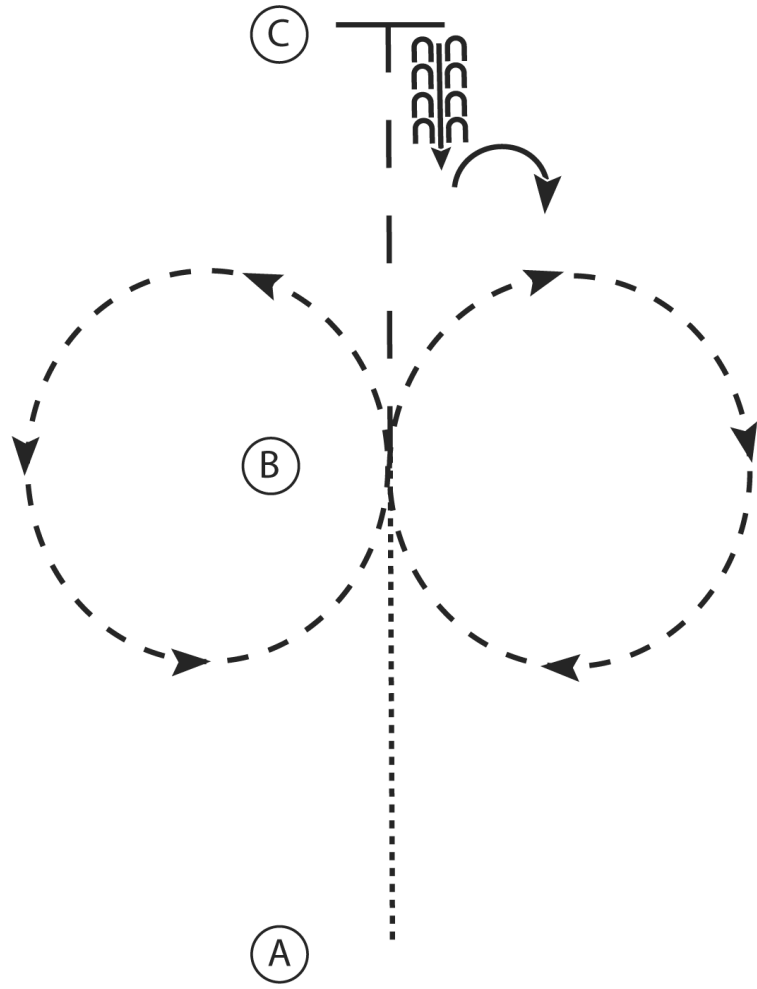
2024 NEQHA

Hunt Seat Equitation (EWD, Walk/Trot)

Show Date: 24 November 2024

w w w . H o r s e S h o w P a t t e r n s . c o m

w w w . H o r s e S h o w P a t t e r n s . c o m



1. Walk A to B
2. Sitting trot circle to the right
3. Posting trot circle to the left
4. At B extend the trot to C
5. Stop at C and back 4 steps
6. Perform a 90 degree turn to the right

Walk
Trot	- - - - -
Extended Trot	- - - - -
Canter	—————
Leg Yield	
Lead Change	—/—
Back	←←←←←
Marker	⊙ (B)
Sidepass	- - - - - ←

[HSE/WT-1]

Pattern Provided by:
Debra Howes

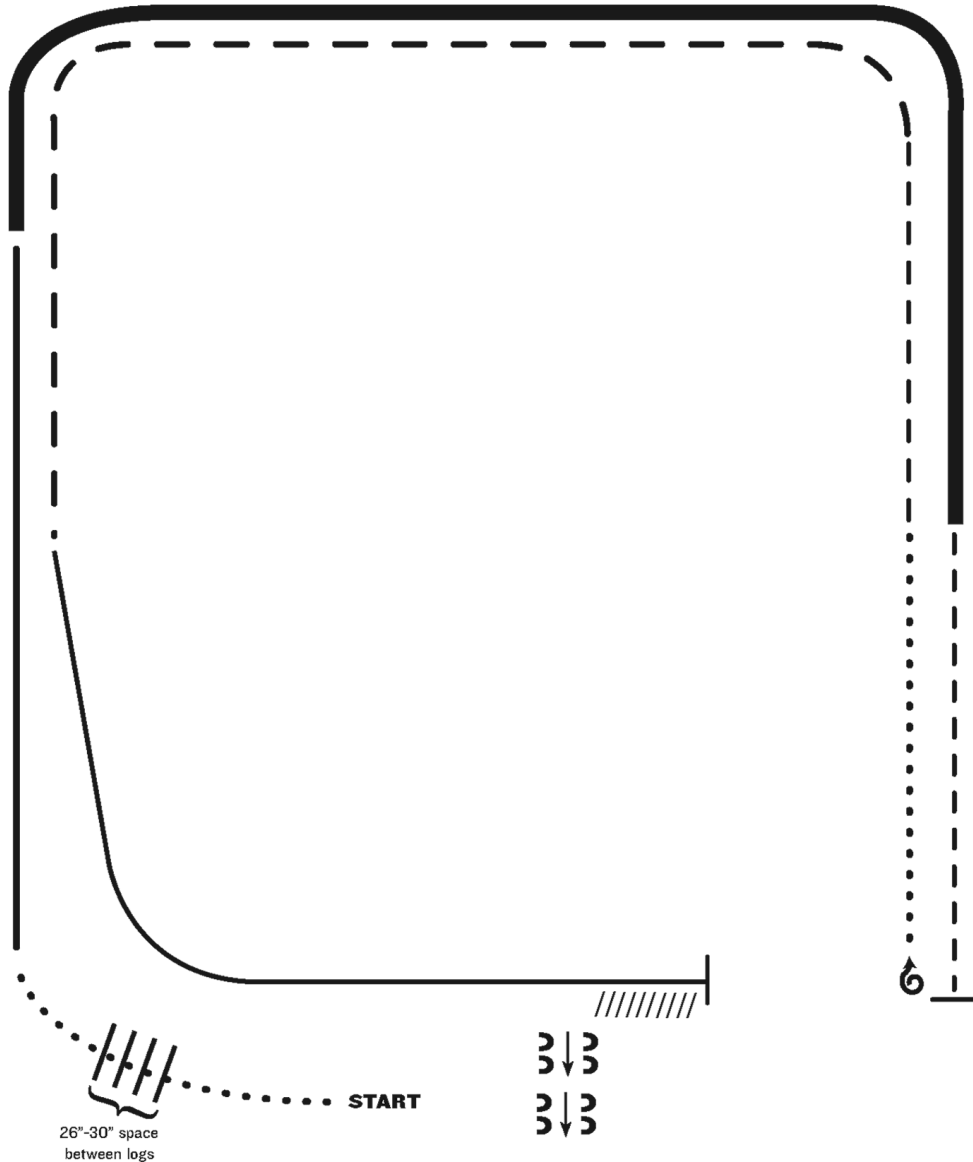
2024 NEQHA

Ranch Riding (All Classes)

Show Date: 24 November 2024

w w w . H o r s e S h o w P a t t e r n s . c o m

w w w . H o r s e S h o w P a t t e r n s . c o m



1. Walk
2. Walk over logs
3. Lope right lead
4. Extended lope (right lead)
5. Trot
6. Stop, 1 1/2 turns right
7. Walk
8. Trot
9. Extended trot
10. Lope left lead
11. Stop and Back
12. Side pass right

Note: The drawn description of this pattern is only intended for the general depiction of the pattern. Exhibitors should utilize the arena space to best exhibit their horses.

[RR/AQHA-6]

Pattern Provided by:

Debra Howes

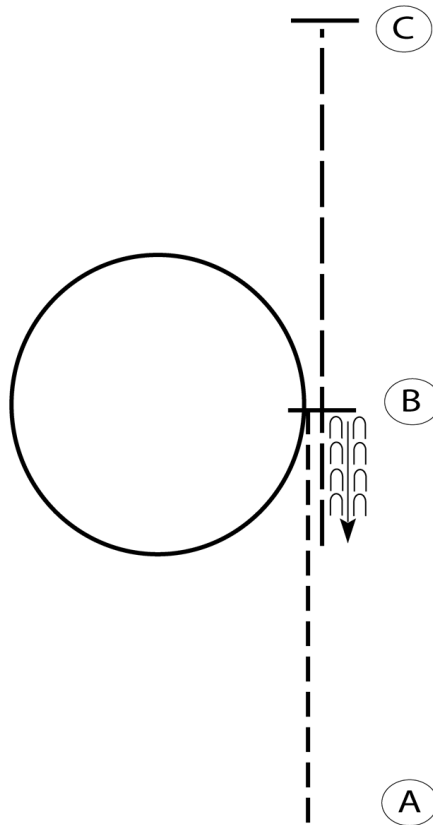
2024 NEQHA

Western Horsemanship (All Classes)

Show Date: 24 November 2024

w w w . H o r s e S h o w P a t t e r n s . c o m

w w w . H o r s e S h o w P a t t e r n s . c o m



Be ready at A.

1. Jog from A to B.
2. Lope a circle to the left on the left lead.
3. Stop at B.
4. Back one horse length at B.
5. Extend the jog to C.
6. Stop at C.

Follow the instructions of your ring steward.

Walk	-----
Jog	- - - - -
Extended Jog	- - - - -
Lope	—————
Leg Yield	
Lead Change	— / —
Back	← ← ← ← ← — — — — —
Marker	Ⓚ
Sidepass	← — — — — →

[WH/1-18]

Pattern Provided by:

Debra Howes

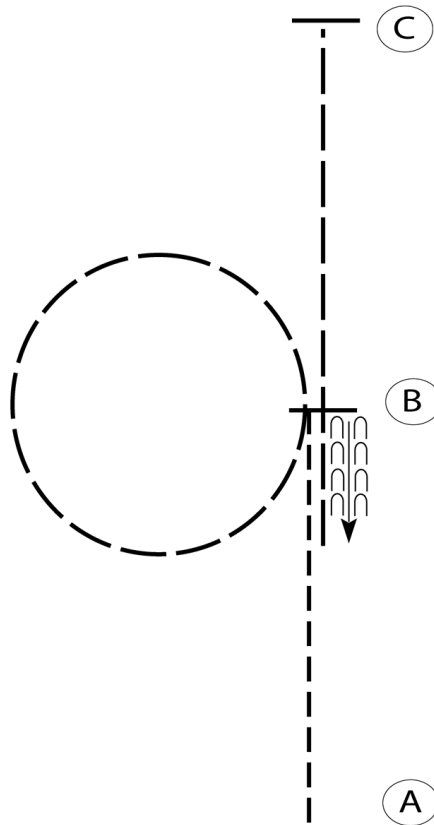
2024 NEQHA

Western Horsemanship (EWD, Walk/Trot)

Show Date: 24 November 2024

w w w . H o r s e S h o w P a t t e r n s . c o m

w w w . H o r s e S h o w P a t t e r n s . c o m



Be ready at A.

1. Jog from A to B.
2. Extend the jog in a circle to the left.
3. Stop at B.
4. Back one horse length at B.
5. Jog to C.
6. Stop at C.

Follow the instructions of your ring steward.

Walk	-----
Jog	- - - - -
Extended Jog	- - - - -
Lope	—————
Leg Yield	
Lead Change	— / —
Back	← u u u u u
Marker	Ⓚ
Sidepass	← — — — — →

[WH/WT-18]

Pattern Provided by:

Debra Howes

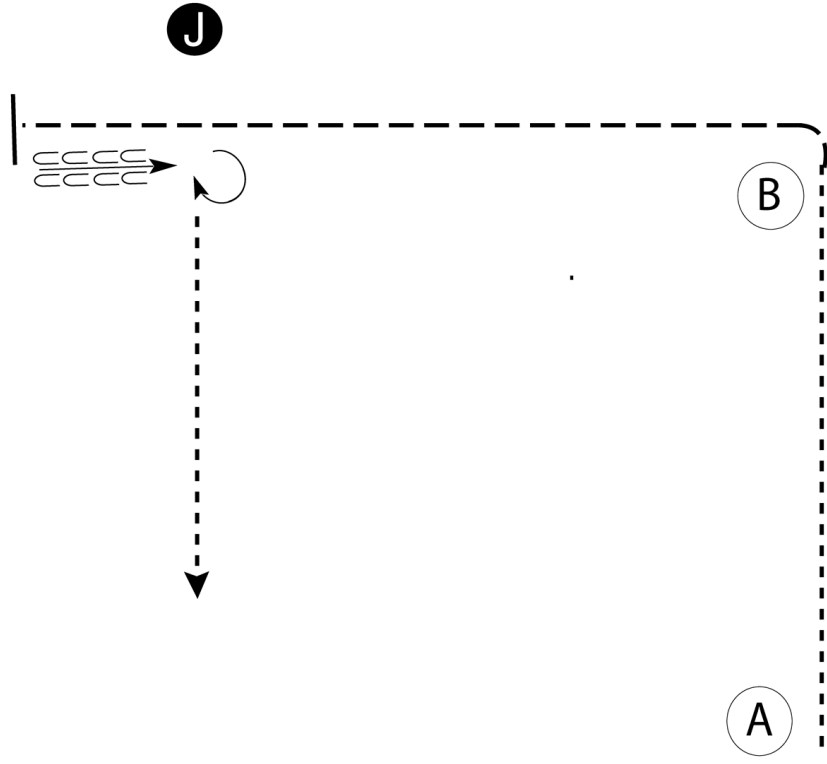
2024 NEQHA

Showmanship (All Classes)

Show Date: 24 November 2024

w w w . H o r s e S h o w P a t t e r n s . c o m

w w w . H o r s e S h o w P a t t e r n s . c o m



Be ready at A.

1. Walk to B.
2. Trot around B and past judge.
3. Stop past judge and back until hind end of horse is even with judge.
4. Turn 270 degrees and set up for inspection.
5. When dismissed, walk straight away from judge.

Walk	-----
Trot	- . - . - .
Back	← — — — — —
Marker	Ⓟ
Judge	Ⓝ

[S/2-23]

Pattern Provided by:
Debra Howes

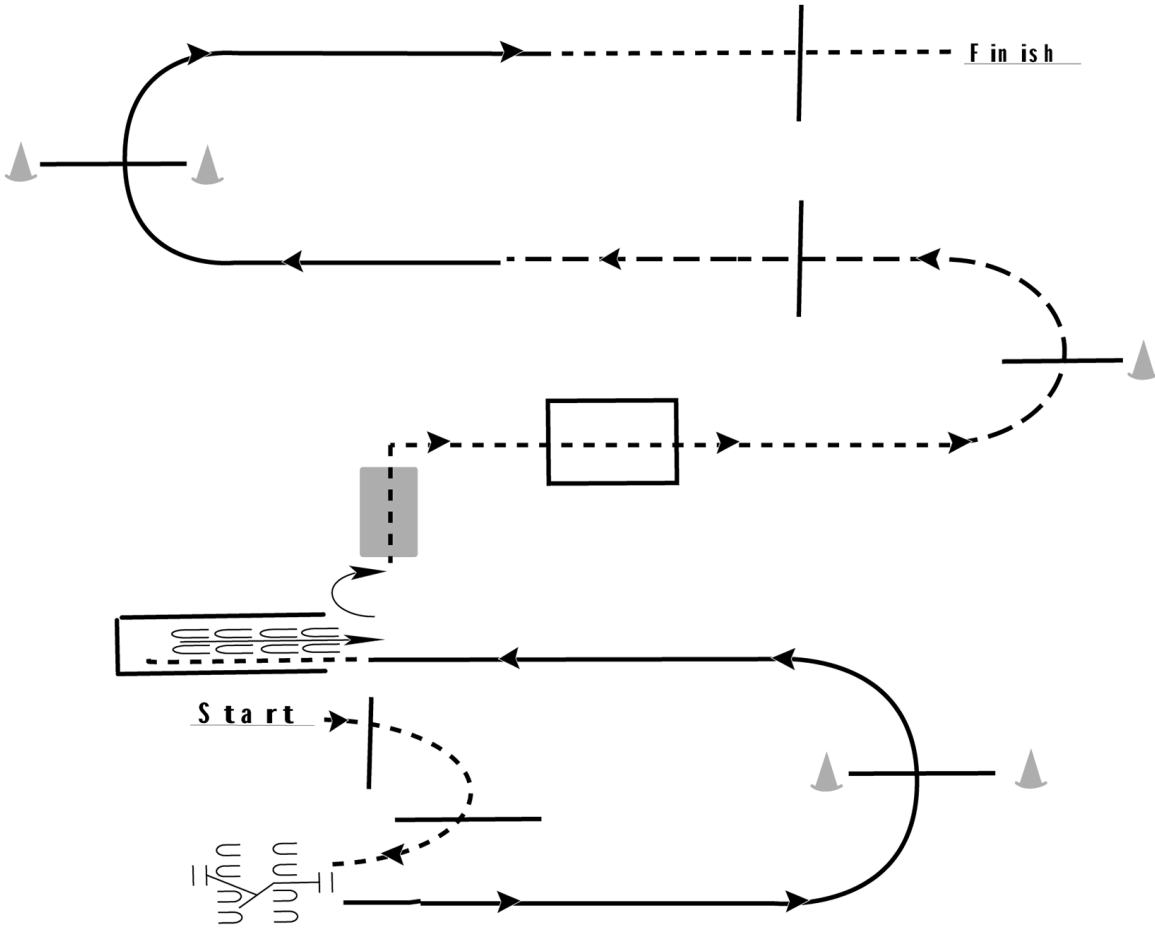
2024 NEQHA

Trail (All Classes)

Show Date: 24 November 2024

w w w . H o r s e S h o w P a t t e r n s . c o m

w w w . H o r s e S h o w P a t t e r n s . c o m



1. Walk over two poles to gate
2. Work gate with left hand
3. Lope on the left lead over pole
4. Break to a walk and walk into chute
5. Back out of chute
6. Walk over bridge
7. Walk through box
8. Trot over poles
9. Lope on the right lead over pole
10. Break to the walk and walk over final elevated pole to finish

Walk	-----
Jog	- - - - -
Extended Jog	- - - - -
Lope	—————
Leg Yield	
Lead Change	↘
Back	←←←
Marker	Ⓚ
Sidepass	←-----←

[T/1-9]

Pattern Provided by:

Debra Howes

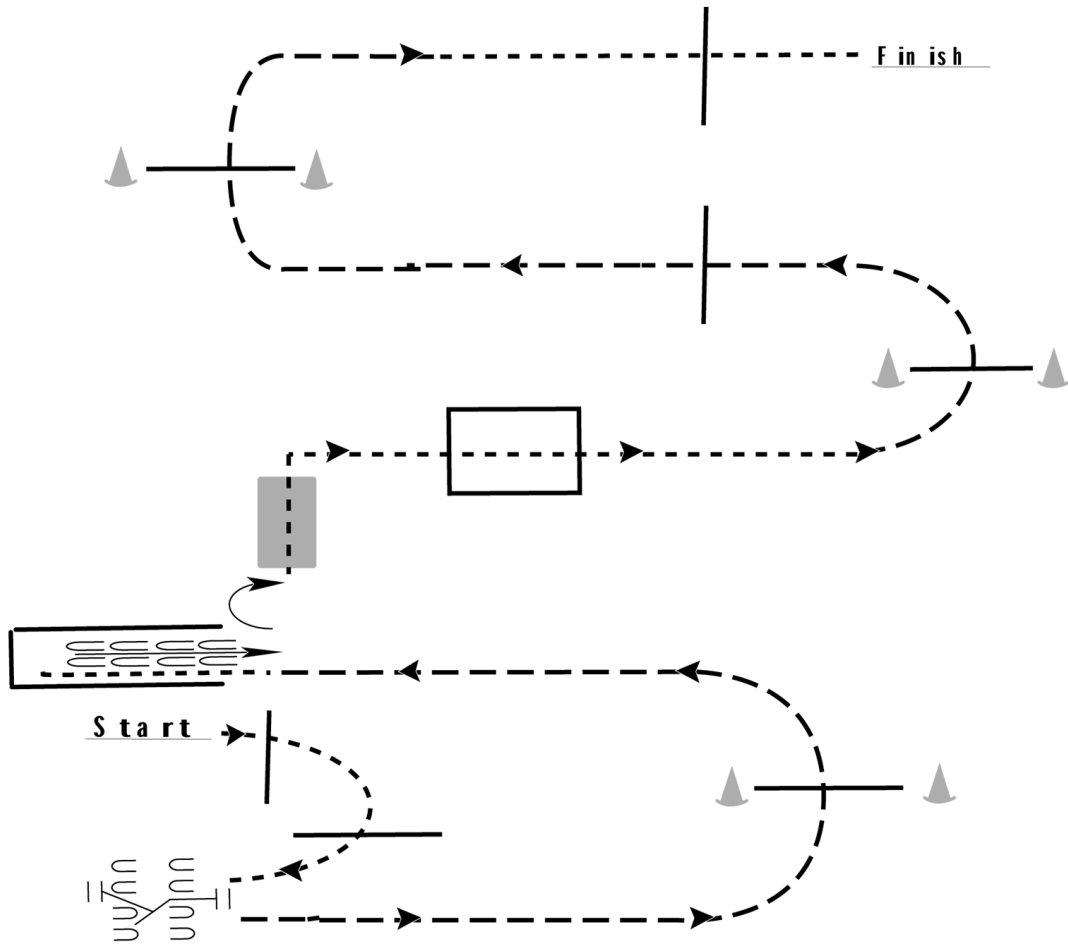
2024 NEQHA

Trail (Led, EWD, Walk/Jog)

Show Date: 24 November 2024

w w w . H o r s e S h o w P a t t e r n s . c o m

w w w . H o r s e S h o w P a t t e r n s . c o m



1. Walk over two poles to gate
2. Work gate with left hand
3. Trot over pole to chute
4. Walk into chute
5. Back out of chute
6. Walk over bridge
7. Walk through box
8. Trot over poles
9. Break to the walk and walk over final elevated pole to finish

Walk	-----
Jog	- - - - -
Extended Jog	- - - - -
Lope	—————
Leg Yield	
Lead Change	— / —
Back	← ← ← ← ←
Marker	Ⓚ
Sidepass	← ← ← ← ←

[T/WT-9]

Pattern Provided by:
Debra Howes

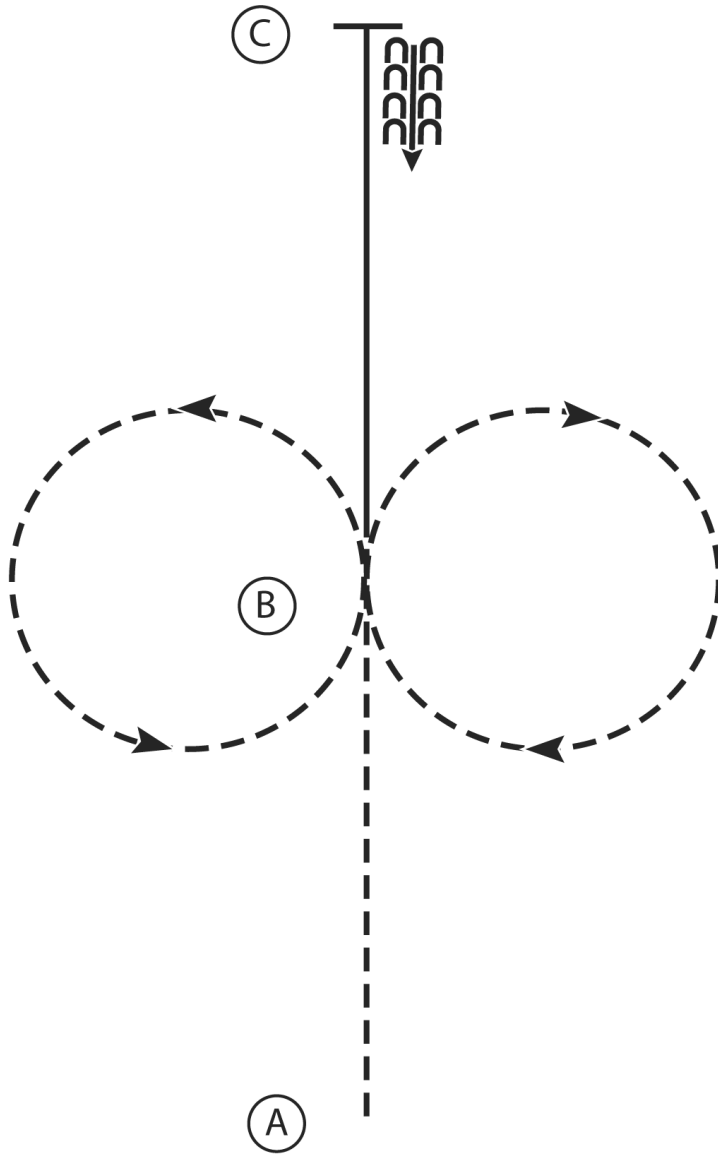
2024 NEQHA

Hunt Seat Equitation (All Classes)

Show Date: 24 November 2024

w w w . H o r s e S h o w P a t t e r n s . c o m

w w w . H o r s e S h o w P a t t e r n s . c o m



1. Sitting trot A to B
2. At B posting trot circle to the right
3. At B posting trot circle to the left
4. At B canter on the left lead to C
5. At C stop and back 4 steps

Walk
Trot	- - - - -
Extended Trot	- - - - -
Canter	—————
Leg Yield	
Lead Change	— / —
Back	← C C C C
Marker	⊙ B
Sidepass	← - - - - →

[HSE/1-6]

Pattern Provided by:

Debra Howes